



MONEY SMART

Pre K - Grades 2

GOT QUESTIONS? CONTACT OUR SOLUTION CENTER

Call Toll-Free at (833) 732-8351

Hours of Operation: Monday – Friday

8:30 am until 5:00 pm

**PLANTERS
FIRST BANK**



Member
FDIC
EQUAL HOUSING
LENDER
NMLS# 500174

www.bankplanters.com

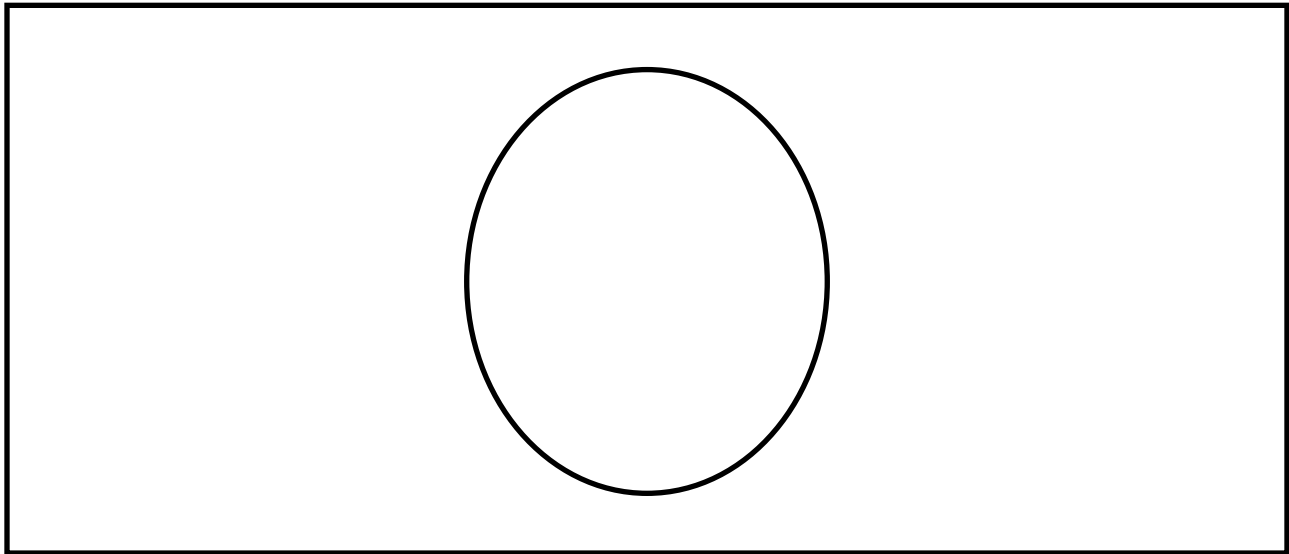
Lesson 1: Counting Coins

PLAY MONEY



Name: _____

Design your own bill. Money usually has a person on it. Who will you add to your bill? Don't forget to add numbers. Color in then cut out the play money. For digital use, save this worksheet as a photo and use the editing function to color using a tablet or mobile device.




Lesson 2: Learn to Earn JOBS AND ACTION WORDS



Name: _____


Match each job with the correct action word.



Chef



Scientist




Police Officer



Nurse



Musician



Construction Worker

Care

Entertain

Cook

Research

Protect

Build


Lesson 3: Weighting Needs and Wants

NEEDS AND WANTS



Name: _____

Fido has a list of things he needs and wants. Help him choose what is a need and what is a want. Draw a line from each item to the correct box.



FOOD


WATER

TREAT

NEEDS

WANTS

Lesson 4: Ready. Set. Goal.
SAVINGS GOAL



Name: _____

There are many reasons to pay yourself first. What are some of the things you might want to save money for?

Write down or draw your savings goal inside the piggy bank of something you want to buy with the money you have saved.

